



Division of Research & Economic Development Update December 31, 2019

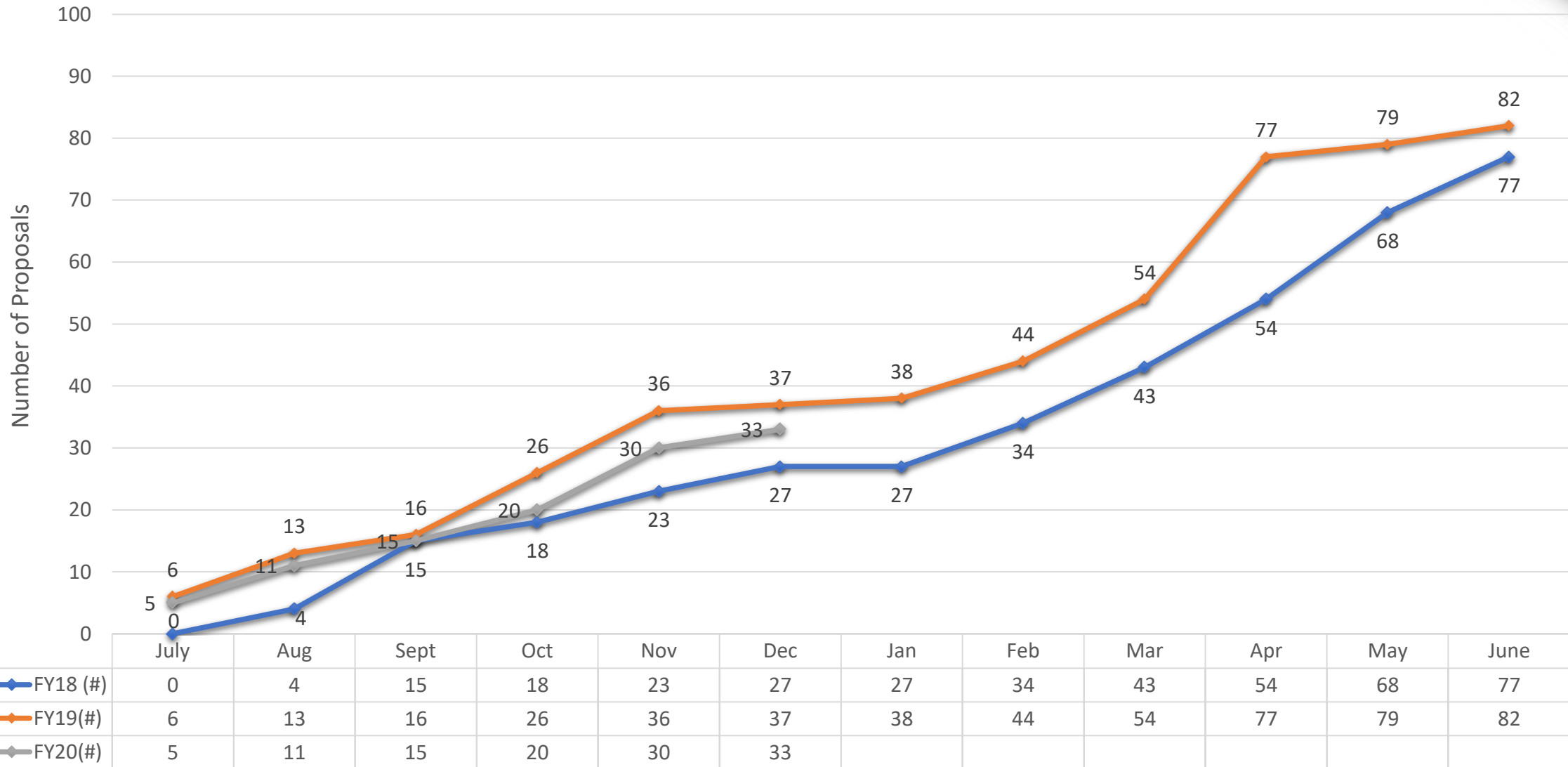
G. Dale Wesson, Ph.D., P.E.
Vice President for Research and Economic Development

OSRP YTD Data

(Thru 12-31-2019)

	FY20-YTD	FY19-YTD	FY19
Proposal Submitted (#)	33	37	82
Proposals Submitted (\$)	\$14.4 M	\$19.9 M	\$37.7 M
Research Expenditures	\$12.8 M	\$13.5 M	\$ 24.9 M
IDC	\$492 K	\$391 K	\$573 K
Active	85	66	NA

Proposals Submitted (#)



Proposals Submitted (\$)



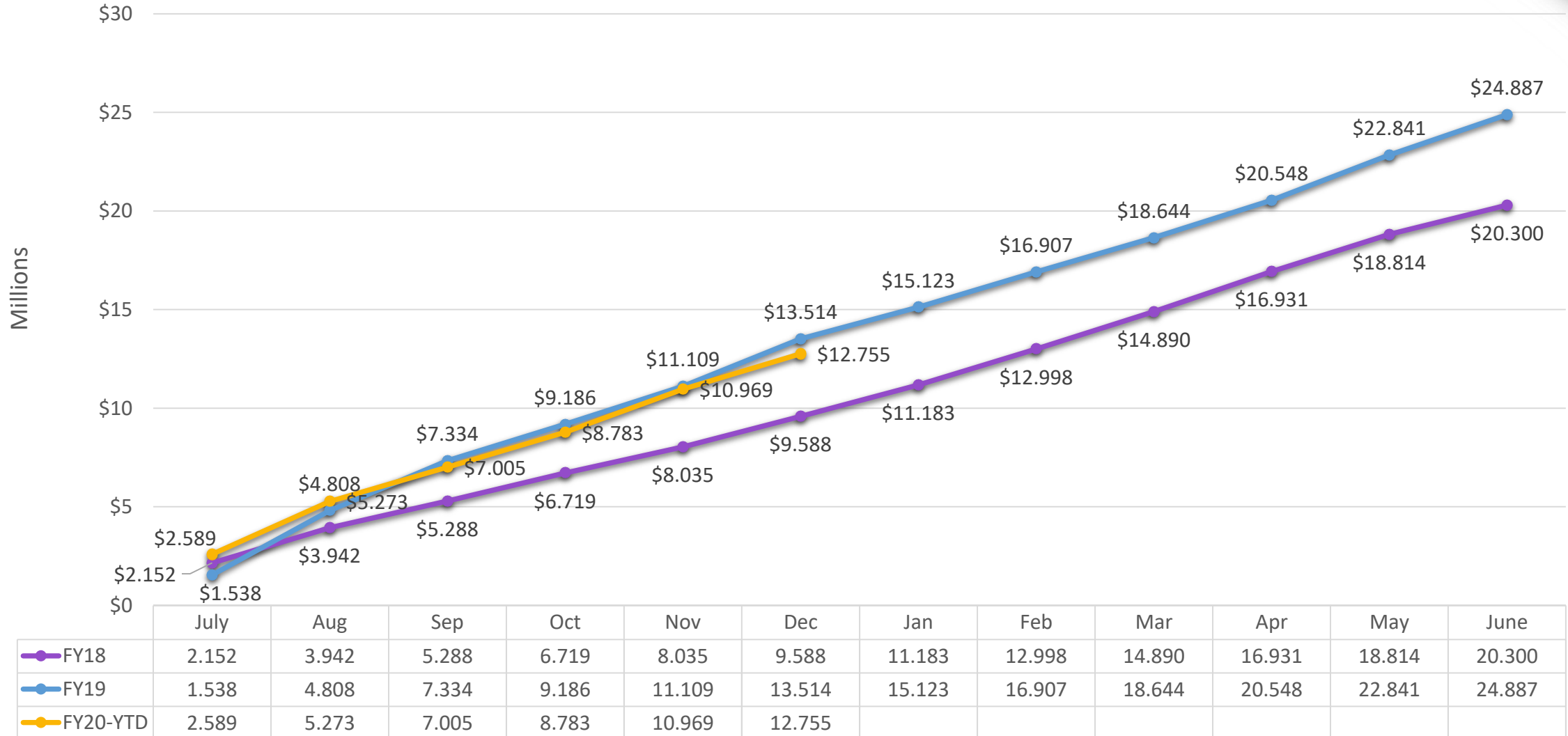
	July	Aug	Sept	Oct	Nov	Dec	Jan	Feb	Mar	Apr	May	June
◆ FY18 (\$)	\$0.0	\$1.3	\$7.4	\$7.7	\$8.90	\$10.3	\$10.3	\$14.9	\$16.8	\$20.5	\$26.5	\$29.2
◆ FY19 (\$)	\$4.5	\$5.9	\$6.5	\$10.8	\$18.5	\$19.9	\$19.9	\$21.9	\$23.5	\$36.2	\$36.7	\$37.7
◆ FY20 (\$)	\$1.7	\$4.4	\$10.0	\$10.9	\$14.2	\$14.4						

IDC



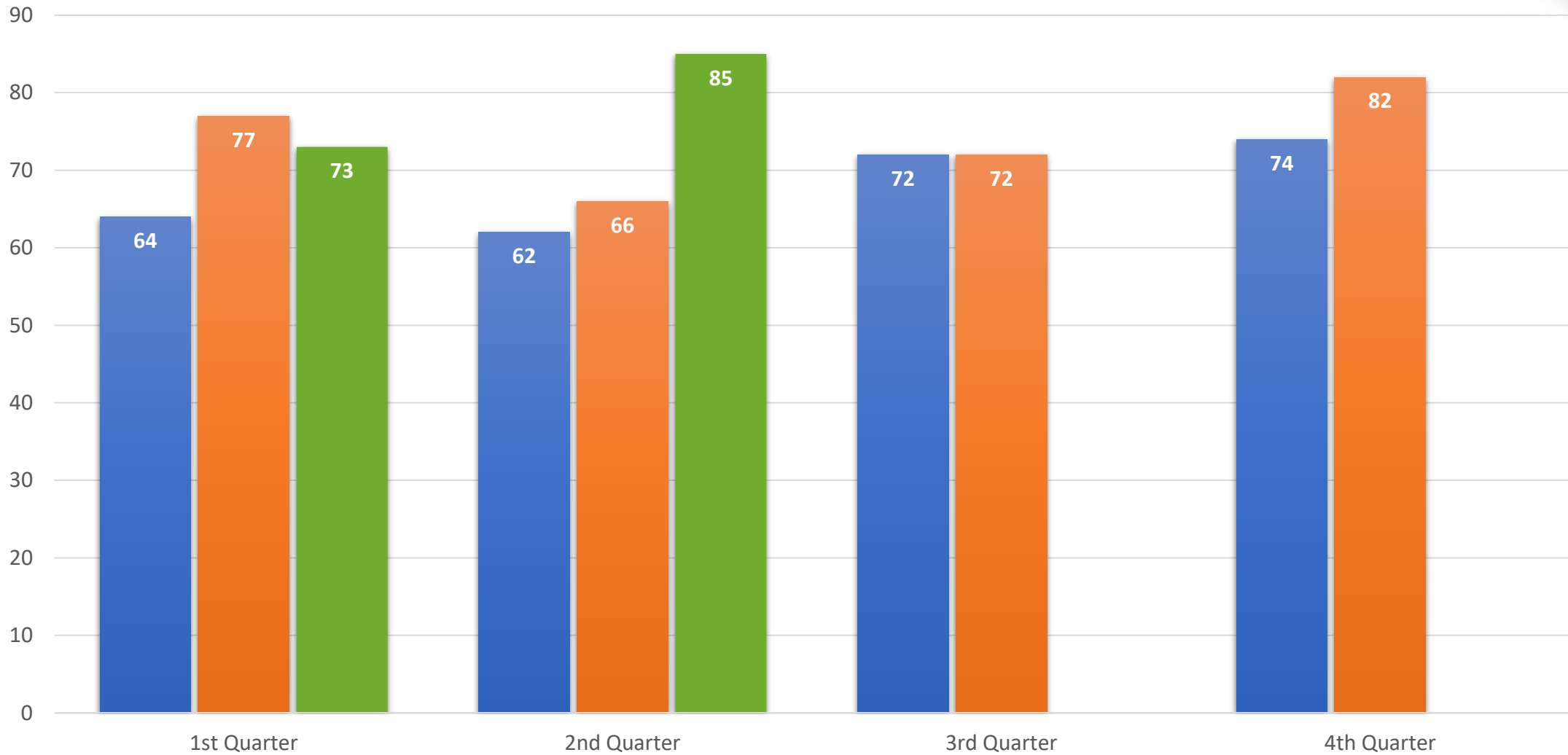
	July	Aug	Sept	Oct	Nov	Dec	Jan	Feb	Mar	Apr	May	June
FY18	163	237	251	286	299	319	356	388	422	500	541	570
FY19	201	263	298	311	365	391	430	440	474	499	546	577
FY20	169	278	323	422	456	492						

Expenditures



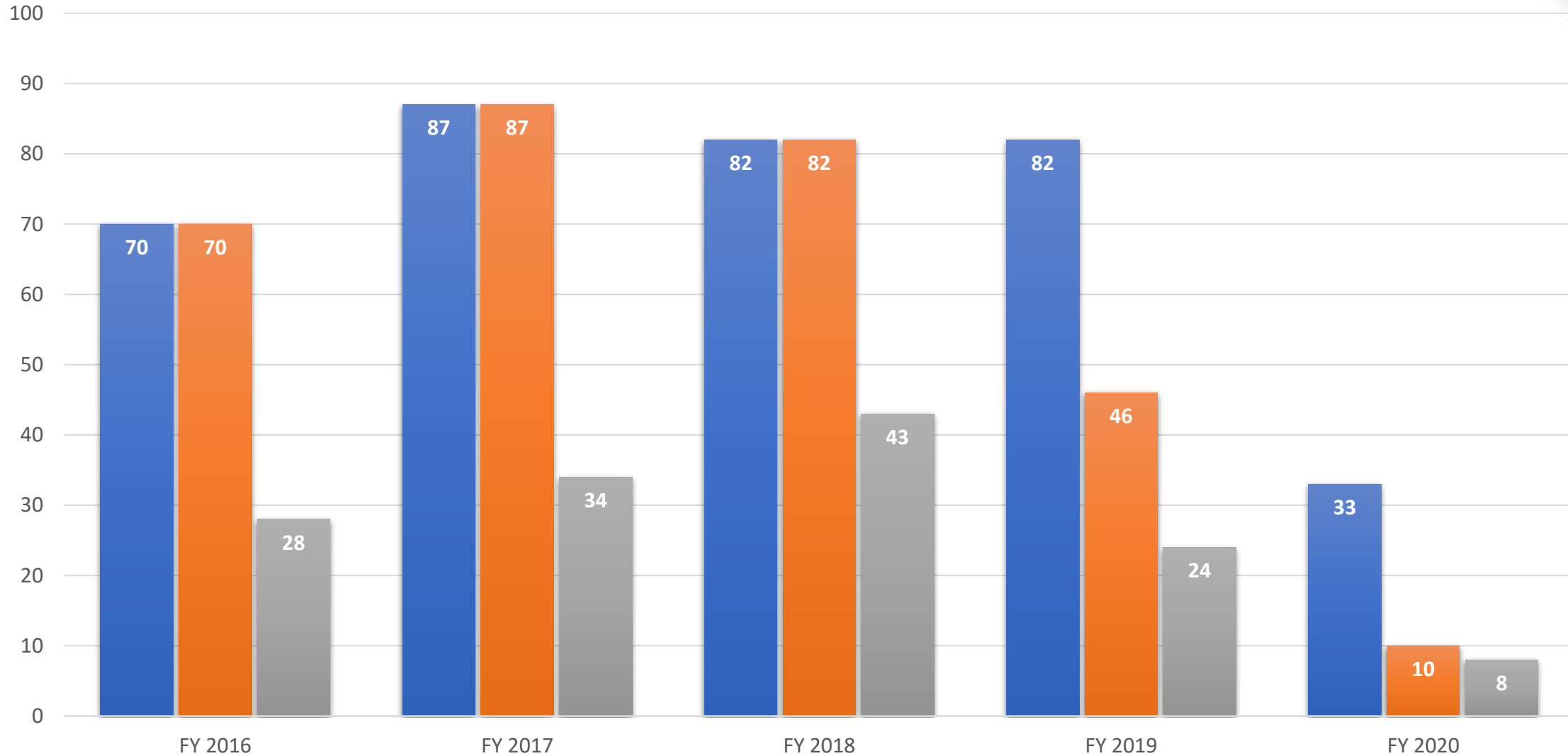
Active Grants

FY18 FY19 FY20 YTD



Acceptance Rate

■ All Submissions ■ Non-Pending ■ Awarded





Division of Research & Economic Development
P.O. Box 9001
Virginia State University, VA 23806
804.524.3083
www.vsu.edu/research